

DAZHONG

Primary School
Est. 1938

Primary 1 Parent Handbook 2025

Name of Student: _____

Class: P1 _____



School Vision:

Self-directed Learners, Serving Leaders, Concerned Citizens



School Motto:

With Pride We Excel

School Mission:

To nurture and empower *achievers who Strive, Lead and Serve, anchored on values.

*Achievers who:

Strive for excellence with perseverance

Lead with integrity and acceptance

Serve with responsibility

School Core Values (IREAP):

Integrity, Responsibility, Excellence, Acceptance, Perseverance

School Crest:

The 8 points of our compass symbolise that knowledge is everywhere and waiting to be acquired by us. The rings depict progress as we acquire knowledge.

Important:

This handbook serves as a guide for parents/guardians whose child/ward is attending Primary One in Dazhong Primary School in 2025. Please take note that the information in this handbook is accurate at the time of publishing and is subjected to change.

My child/ward is in Primary 1 - _____

My child/ward's Form Teachers are: 1) _____

2) _____

Email address of Form Teachers: 1) _____

2) _____

School Information

Principal :	Mr Chris Loh
Vice-Principals (Academic) :	Mrs Boey-Lim Seow Khim, Serene Mr Koh Kah Hock
Vice-Principal (Admin) :	Ms Tan Hui Yah
School Address :	35, Bukit Batok Street 31 Singapore 659441
General Office Tel. No. :	6565 8002
School Email :	dazhong_ps@moe.edu.sg
School Website Address :	www.dazhongpri.moe.edu.sg

School Hours for 2025

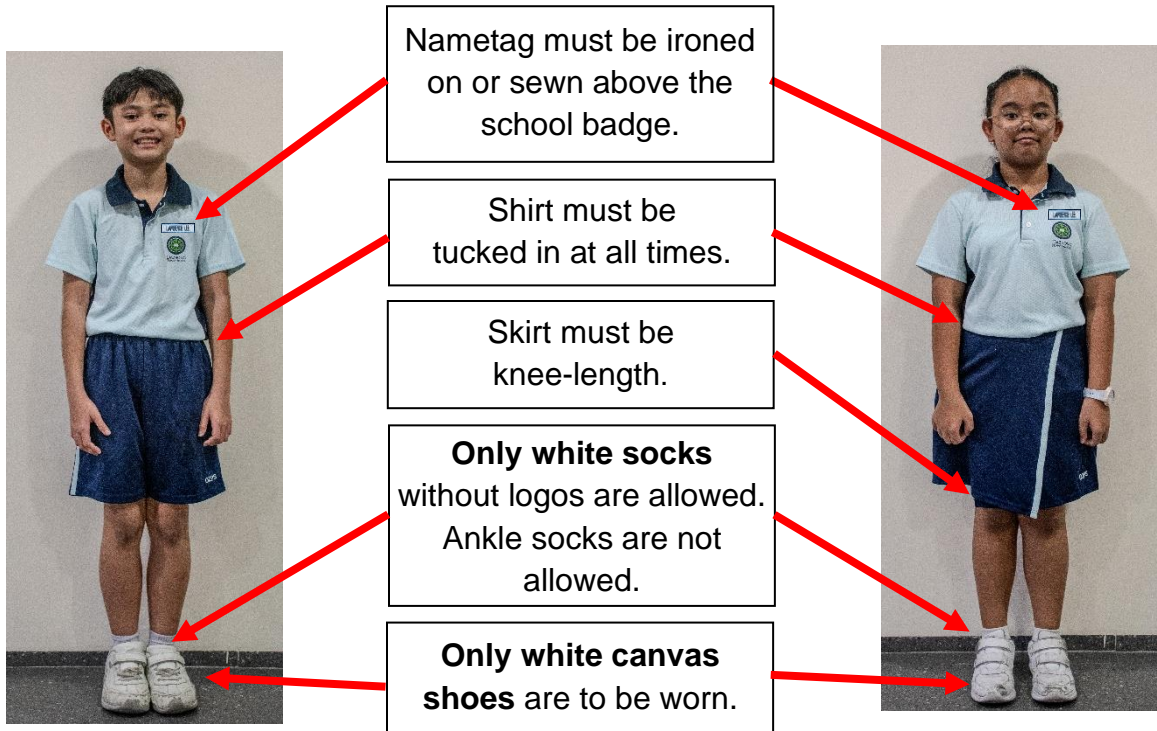
School Hours	Mondays to Fridays	7.30 a.m. to 1.30 p.m.
Recess	P1	9 a.m. to 9.30 a.m.
Remedial/ CCA	No remedial or CCA for Primary 1 students	

All students must be in the school hall by **7.30 a.m.** The Flag-Raising Ceremony will begin promptly at **7.30 a.m.**

Students who reach after 7.30 a.m will be considered late for school.

Wearing the School Uniform

Students must wear the prescribed school uniform without any modifications daily for all lessons. This uniform is suitable for P.E. lessons.



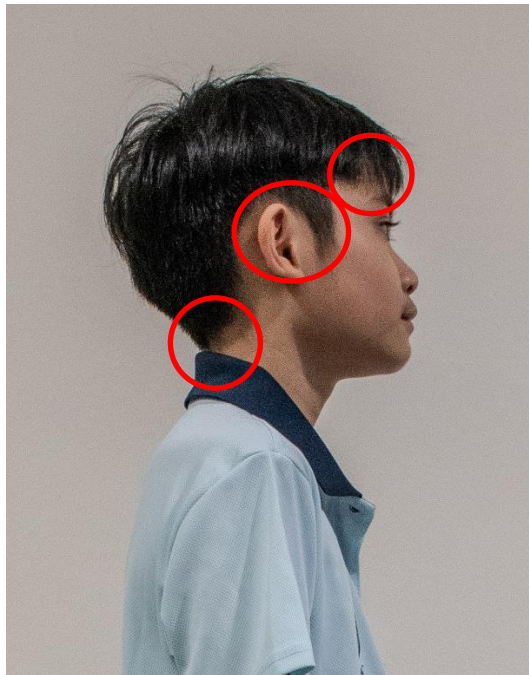
*Amulets worn around the neck for religious reasons should not be displayed.

*All students are to wear the prescribed school uniform. Any modification to the school uniform is not allowed.

***P1 students must wear the lanyard.** They should wear the nametag **every day** until they receive their iron-on nametags.

Proper Hairstyle

Hair must be in its natural colour. No colouring or highlighting is allowed.



- Boys' hair should not touch the eyebrow, top of the ear or the collar of the shirt.
- No fanciful hairstyle is allowed.
- Boys are not allowed to keep facial hair and students with facial hair will be required to be clean-shaven.
- No moustache, beard or sideburns is allowed.
- No piercing and/or wearing of earrings for boys is allowed.



- Girls' hair should be clean and held neatly away from the face.
- Girls' fringe should not touch the eyebrows.
- Only plain black or dark blue hair bands/clips may be worn when necessary.
- Shoulder-length (or longer) hair should be tied up neatly.
- No ornaments or any form of jewellery is to be worn.
- Girls may wear a pair of simple stud earrings of diameter no longer than 3mm or ear sticks.

Starting Primary 1

Do take note of the following information to ensure that your child/ward has a smoother transition into Primary 1.

Arrival:

- All Primary 1 students will report on the first day of school on Thursday, 2 January 2025.
- **Only 1 parent** is allowed into the school on the first day. After which, the students should come in on their own.

Recess:


- Recess for Primary 1 students is from **9 a.m. to 9.30 a.m.**
- Students are to assemble at their assigned tables in the canteen **5 minutes before the end of recess (9.25 a.m.) upon hearing the Musical Chime.**
- Your child/ward may bring packed food from home or buy food from the canteen. The average cost of each meal is about \$2.30.

Snack Time:

- Snack Time is at 12.00 noon daily. Students have **10 minutes** to eat their snacks in the classroom.
- Parents are encouraged to pack **healthy** food (e.g. biscuits, fruit and bun) for your child/ward to eat during snack break. Please avoid packing full meals. **No sweet drinks** are allowed to be consumed in the classroom.
- Students are not allowed to buy food from the canteen during Snack Time.

Dismissal:

- Dismissal is at 1.30 p.m. on all days.
- For the **first two weeks only**, P1 students are dismissed at 1.20 p.m. on all days. This is to avoid overcrowding along with the other levels and allow time for P1 students to adapt to dismissal routines (e.g. More time is needed to pack their bags, line up outside the classroom, walk to the school gate etc).
- All parents should come forward to the gate only when the class of your child is called. This is to avoid overcrowding and make it easier for students to identify their parents/caregivers.
- Please ensure that **dismissal arrangement and parent contact information** are written clearly on your child's/ward's lanyard which will be given out during P1 orientation. **P1 students should wear the lanyard for the first two weeks of school.**

 DAZHONG PRIMARY SCHOOL <small>Wise, Faith, We Succeed</small>	35 Bukit Batok Street 31 Singapore 659441 Tel 6565 8002 / 6565 6493 Fax 6563 6421 www.dazhongpri.moe.edu.sg
(Student's Name)	
PRIMARY 1/1	
Parent's Contact No: _____	

Fetches by parent : Yes / No
School Bus No : _____
Student Care : _____

- Parents/guardians who are picking your child/ward home are to wait outside the main gate. Please be punctual. **(Fetches by parent: Yes/No)**
- If your child/ward is going home by school bus, please indicate the bus number on the nametag **(School Bus no. X)**. Bus operators will wait for students at the Indoor Basketball Court upon dismissal.
- If your child/ward is enrolled in the student care centres located within or outside school, staff from the student care centre will pick your child/ward up from the school canteen. **(Student Care—Internal/External)**.
- For safety reasons, Primary 1 students are **not allowed to return home on their own**. An appointed adult has to pick your child/ward up from the main gate during dismissal.

Attendance:

- Students must report to school on time and leave the school only after dismissal.
- Students are not allowed to leave the school premises during school hours without the Principal's permission.
- For early dismissal, students must obtain permission and record the details in the Early Dismissal file at the General Office. They must also be accompanied by parent(s)/guardian(s).
- Any absences to be informed to your child's Form Teachers beforehand.
- Absentees (due to medical reasons) must produce a medical certificate (MC) from a certified doctor.
- Absentees (due to other reasons) must produce a letter from a parent/guardian. A maximum number of 5 excuse letters is accepted per semester.
- Absence without MC or parent/guardian's letter is considered truancy.
- Students should refrain from taking leave abroad during the school term without the Principal's permission. Parents must complete the 'Request for Leave During School Term' form and submit it to the general office or through the school email to seek approval from the Principal before taking leave.

Safety and Security

Do take note of the following information to ensure that your child/ward stay safe in school.

- Please let your child rest at home should he/she feel unwell. Bring your child to the doctor to seek medical attention.

- To avoid overcrowding at the school gate, P1 & P2 parents/guardians who are picking your children up at dismissal should come at the designated dismissal time and wait for your children outside of the school gate or the void deck at Block 308 in front of the school. Parents should only come forward to pick their children when their class is announced, to avoid crowding at the dismissal point.

- Recess arrangement - Students will be seated at their assigned class table in the canteen.


<u>Staggered Recess Time</u>	<u>Level</u>
9 a.m. to 9.30 a.m.	P1 and P2

How can I help my child/ward?

Before school begins

- 1) Read books to your child about starting school.
 - *The Berenstain Bears Go to School* by Stan and Jan Berenstain
 - *I am Absolutely Too Small for School* by Lauren Child
 - *First Day Jitters* by Julie Dannenberg

- 2) Get your child involved in the preparation for school.
 - Let your child choose the things he/she needs for school, e.g. stationery.
 - Work through the activities in the MOE Parent-Child Activity Book with your child.

- 3) Start going to bed earlier. 
 - 1-2 weeks before school begins, do help your child practise getting up earlier in the morning and sleeping early at night (**9 p.m.**).

- 4) Explain clearly to your child how he/she is going to school and returning home from school.

- 5) Teach them how to seek help in school.
 - Assure them that they can seek help from their teachers and peers.
 - Teach them to use 'please', 'excuse me', 'may I', 'thank you' and 'sorry'.

- 6) Share positive feelings about school to help your child look forward to school.

When school begins

- 1) Establish good communication with your child's teacher.
- 2) Monitor your child's daily work.
 - Check his/her schoolbag and Student Handbook daily
 - Ensure that his/her homework is completed neatly
 - Support your child as he/she packs his/her schoolbag
- 3) Create a conducive environment for your child to complete his/her work at home.
- 4) Let your child know that he/she is loved. Encourage and praise your child on his/her effort regularly. Use **positive language** for a growth mindset.
 - Observe and comment on specific behaviours
 - Allow children to make mistakes or struggle
 - Reflect on how your child is better this time than last time
 - Expectations to learn vs expectations to perform
 - Reduce emphasis on judgement, for example: smart, intelligent
- 5) **Limit screen time** to a maximum of 30 minutes a day. This includes gadgets such as handphones, iPads, tablets and television. Excessive screen time results in irregular sleep schedules and affects attention span and behaviour. Instead, find activities that children can do on their own or with their parents, such as puzzles, building blocks, reading or outdoor activities.



Parent Kit – Starting Your Primary 1 Journey

Find out how you can support your child and make transition to Primary 1 a smooth one for your child in this parent kit.

<https://www.moe.gov.sg/-/media/files/parent-kit/parent-kit---starting-your-primary-1-journey.pdf>

Daily Schooling Necessities

Please ensure that your child packs his/her bag to bring the necessary items for the day to help your child inculcate the value of Responsibility. The school personnel and security guards **will not** deliver items such as homework, water bottles etc. to your child.

Students must bring the following items to school **every day**:

- A small pencil case (Big pencil cases especially from Smiggle are not encouraged as they add on to the weight of your child's bag) with the following stationery
 - 3 sharpened 2B pencils
 - A sharpener
 - A soft eraser (not fancy or cartoon eraser)
 - A short ruler (metal ruler is not allowed for safety reason)
- Coloured pencils
- Student Handbook
- Thermometer
- Homework file
- Storybook (for reading before assembly begins)
- Whiteboard set: Mini whiteboards, marker and mini duster
- Water bottle
- Fruits/dry snacks (e.g. biscuits and buns)
- An extra mask to be kept in the bag daily



Please **label** all your child's belongings with their **name** and **class**.

Parents' involvement in the packing of child's bag

Support your child/ward by checking that he/she packs his/her schoolbag according to his/her timetable **every day**.

Your child/ward should carry a bag that is less than 15% of his/her body weight. The weight of a P1 student's schoolbag should not exceed 3 kg. **Trolley bags are not allowed** for your child's and other students' safety.

All students are not allowed to have in their possession any weapon. They are also not allowed to bring any weapon-like item which is used or intended to be used to cause harm to others.

Smart watches are discouraged to be worn by all students. This is for safety concerns and to avoid distractions during lessons. Watches with photo-taking, video-recording and/or telecommunication functions are **not allowed** to be worn in school. Please ensure that your child/ward wears a regular watch to school. This is also to allow your child to learn how to tell time using the analog watch.



Books/Items to bring in Term 1 Week 1

Please write your child/ward's **name** and **class** on all the books and files.
Thank you.



Date/Day	Books to bring
3 Jan 2025 Friday	<u>Social Studies/ Physical Education/ Music/ FTGP/ General</u> 1) Social Studies Primary 1 Activity Book 2) My Physical Education Journal P1 3) First Steps to Music Primary 1 Textbook 4) Character and Citizenship Education (Form Teacher Guidance Period) P1 5) DZPS Report Book 6) DZPS Ring File (Red) – My Portfolio
6 Jan 2025 Monday	<u>English</u> 1) P1 Listening Comprehension, Booklet 1 2) P1 Reading Comprehension, Booklet 1 3) STELLAR Handwriting 1 4) 1 broad lined exercise book (Spelling) 5) 1 broad lined exercise book (Free Writing Book) 6) *DZPS Ring File (Orange) – English Language * 5 colour plastic dividers to be placed in the ring file
7 Jan 2025 Tuesday	<u>Mathematics/ Art</u> 1) Primary Mathematics Textbook 1A 2) Primary Mathematics Practice Book 1A 3) DZPS Ring File (Pink) – Mathematics 4) *A4 Drawing Block 5) *Oil Pastels 6) *Colour Pencils * Items 4 to 6 should be placed in the Two Button File Transparent Folder

8 Jan 2025
Wednesday

Mother Tongue — Chinese Language

- 1) Chinese Language for Pri Schools (欢乐伙伴 2.0)
Textbook P1A
- 2) Chinese Language for Pri Schools (欢乐伙伴 2.0)
Activity Book P1A
- 3) Chinese Language for Primary Schools (欢乐伙伴 2.0)
Writing Exercise Book P1A
- 4) Character and Citizenship Education P1 (Chinese)
- 5) DZPS Divider Subject File (Purple) - Mother Tongue

or

Mother Tongue — Malay Language

- 1) Cita Malay Textbook P1A
- 2) Cita Malay Activity Book P1A
- 3) Cita Malay Small Reader 1A (Books 1-4)
- 4) Character and Citizenship Education P1 (Malay)
- 5) 1 broad lined exercise book
- 6) DZPS Divider Subject File (Purple) - Mother Tongue

or

Mother Tongue — Tamil Language

- 1) Inbathamizh Textbook P1A
- 2) Inbathamizh Activity Book P1A
- 3) Inbathamizh Penmanship P1A
- 4) Inbathamizh Student Reader 1A (Books 1-3)
- 5) Character and Citizenship Education P1 (Tamil)
- 6) 1 broad lined exercise book
- 7) 1 broad lined jotter book
- 8) DZPS Divider Subject File (Purple) - Mother Tongue

Forms of School Support

Physical Environmental Support

The school compound is barrier-free. There is wheelchair access to all rooms in school. Should your child/ward require the use of lifts to access the school facilities, please inform his/her Form Teacher.

Financial Support

Students who are Singapore Citizens can apply for financial assistance under the MOE Financial Assistance Scheme (FAS) if he/she meets the following criteria:

- Gross Household Income (GHI) not exceeding \$3000 per month; **OR**
- Per Capita Income (PCI) not exceeding \$750 per month.

Application for FAS is available all-year round. Please refer to MOE website at <https://www.moe.gov.sg/financial-matters/financial-assistance> for relevant information on MOE FAS eligibility criteria and benefits. Please approach the School Admin Staff at the General Office if you require any assistance.

Social-emotional and Behavioural Support

Different students respond differently to new experiences and for some students, the transition to Primary 1 may be more challenging. Should you feel that your child needs more support, do inform his/her Form Teacher. Our P1 TRANSition Support for InTegration (TRANSIT) Team that consists of the SEN Officer and Transit Teacher will be supporting students with social and behavioural needs to transit smoothly to primary school. Our school's School Counsellor and other SEN Officers are also trained to provide emotional and behavioural support.

Learning Needs

Each child learns at his/her own pace. Students who require additional academic support will be selected for the Learning Support Programme for English (LSP) and Mathematics (LSM). The LSP and LSM are early intervention programmes for pupils with weak literacy and numeracy skills. LSP and LSM are conducted during curriculum periods.

If your child has been previously assessed by a professional and has an official diagnosis for learning needs, please inform his/her Form Teacher so that the school can provide the necessary support.

POSB Smart Buddy

Our school implemented POSB Smart Buddy as an e-payment option in our school canteen and bookstore. MOE has partnered with POSB to extend Smart Buddy to all schools in Singapore. With this implementation in Dazhong Primary School, all our students can opt to use e-payments for their in-school purchases.

The POSB Smart Buddy Programme enables a contactless payment ecosystem that helps cultivate sensible saving and spending habits among children. Paired with the Smart Buddy mobile app, all parents would be able to remotely manage your child's daily allowances, track their spending and savings, and even set saving goals in a digital and interactive way. You can learn more about POSB Smart Buddy and apply at <https://www.posb.com.sg/sb-schools> .

DZPS Parent Support Group (PSG)

The DZPS PSG aims to facilitate good home-school partnership, where parents partner the school to provide an enriching and holistic education for all our students.

The PSG believes in purposeful engagement and therefore works closely with the staff to lend their support in various events and areas. Together, we hope to support all our students in their academic and character development, such that they become self-directed learners, serving leaders and concerned citizens.





JOIN US!

All parents of Dazhong Primary School students are welcome! If you are keen to join the PSG, please use the following link to reach out to us. We hope to see active participation of parents in our activities.

<https://go.gov.sg/dzpsg>

Q: How much time commitment is involved?

You are welcome to commit whenever your personal schedule allows. Some parents volunteer their time regularly, some sign up for *ad hoc* activities to play a supporting role, while others commit to organising a particular event.

Q: Do I need to have a specific skill?

We welcome all skills and interests, from web skills, photography, creative works, event organisation, professional expertise, and so on! Our PSG members come from a wide variety of backgrounds, professionally and culturally. Yet, they have collaborated with one another and DZPS staff to contribute to the school community in their own unique way.

Q: What if I am still not sure of how I can contribute as a PSG member of the school?

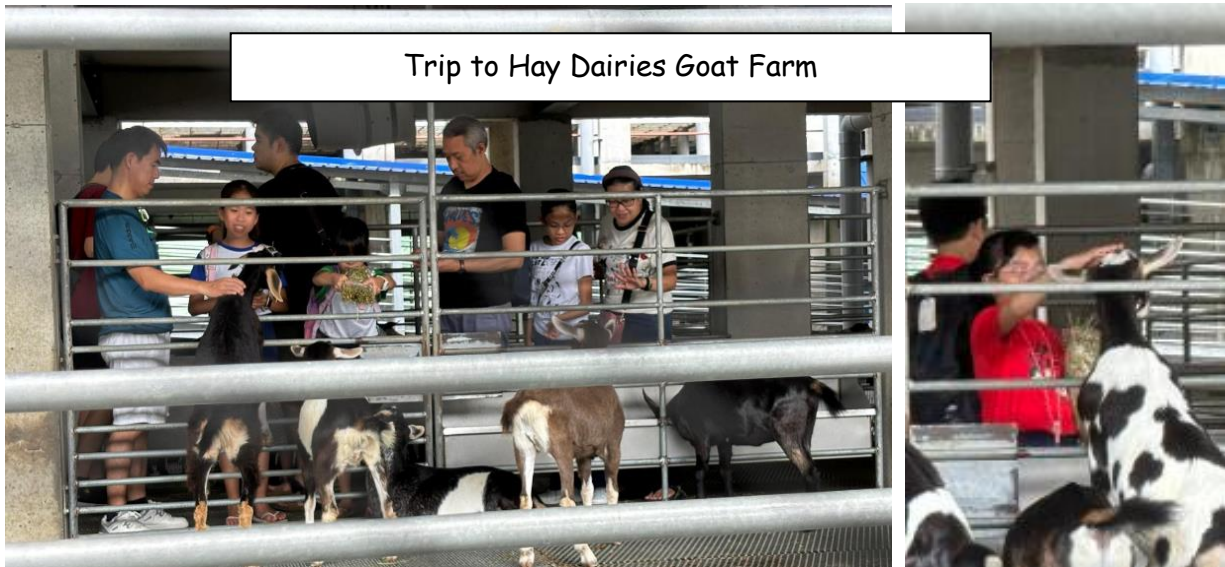
We are just a click away. Simply email us at dazhong_ps@moe.edu.sg or call 65658002.

Dazhong Dads for Life (DFL)

Dads for Life @Dazhong was set up with the following objectives in mind:

- a) Promote father-child bonding through sporting and outdoor activities.
- b) Create platforms and opportunities for fathers to contribute to their children's school experiences.
- c) Help fathers to be a positive influence in the total development of their children.





Keen to help?

Demonstrate the meaning of 'Serving Beyond Self' and help to plan or run activities!
We welcome all help.

You may contact our Teacher Representative,
Mr Din at saharudin_b_osman@moe.edu.sg

Communication with the school

If you have a concern about your child/ward, you can call, write an email or send a written note through your child's/ward's student handbook. Schedule a meeting with your child's/ward's teacher if necessary. Other ways of communication include:

- Parents Gateway (refer to page 24 of this booklet)
- Student Handbook
- School email address: dazhong_ps@moe.edu.sg
- General Office: 6565 8002
- Teacher's email address via school website
- Parent-Teacher Dialogue Session

We seek your understanding that your child's teachers may be occupied during curriculum hours such as conducting lessons and may not be able to respond to you immediately.

We seek your cooperation not to message your child's teachers during **non-office hours** unless it is an emergency concerning safety and security of the child.

Useful Online Resources

Dazhong Primary School:

School Website: www.dazhongpri.moe.edu.sg

Facebook: <https://www.facebook.com/dzpsofficial>

Instagram: https://www.instagram.com/dazhong_primary_school/

Ministry of Education:

Website: www.moe.gov.sg

Instagram: <https://www.instagram.com/parentingwith.moesg/>

Blog for Parents: <https://www.schoolbag.edu.sg/>

Parent Kit: <https://www.moe.gov.sg/parentkit>

School Bookstore

Pacific Bookstores Pte Ltd

<https://www.pacificbookstores.com/>

School Uniform

Beau Voix Uniform

<https://www.beauvoix.com/>

Learning Management Portal (Requires Login)

Student Learning Space:

<https://vle.learning.moe.edu.sg/login>

Enrol Your Child for Annual School-based Health & Dental Services

The Health Promotion Board (HPB)'s School Health and Dental Services will be conducting the annual health screening, immunisation and dental services for your child. These services ensure the protection of your child's health and early detection of health issues. We appreciate your partnership with HPB to give our children a healthier start in life.

Your consent is needed to ensure your child receives these important health and dental services.

If you do not wish for your child to have dental treatment in school because your child has his/her own dentist to go to, you still need to submit the online consent but with a tick in the '*do not consent*' box. Response is needed to update the system for all reference.

Please login to <https://consent.hpb.gov.sg> using your Singpass to give consent for these services. Do note that only parents/guardians/authorised caregivers are able to give consent for their child/ward.

Parents Gateway

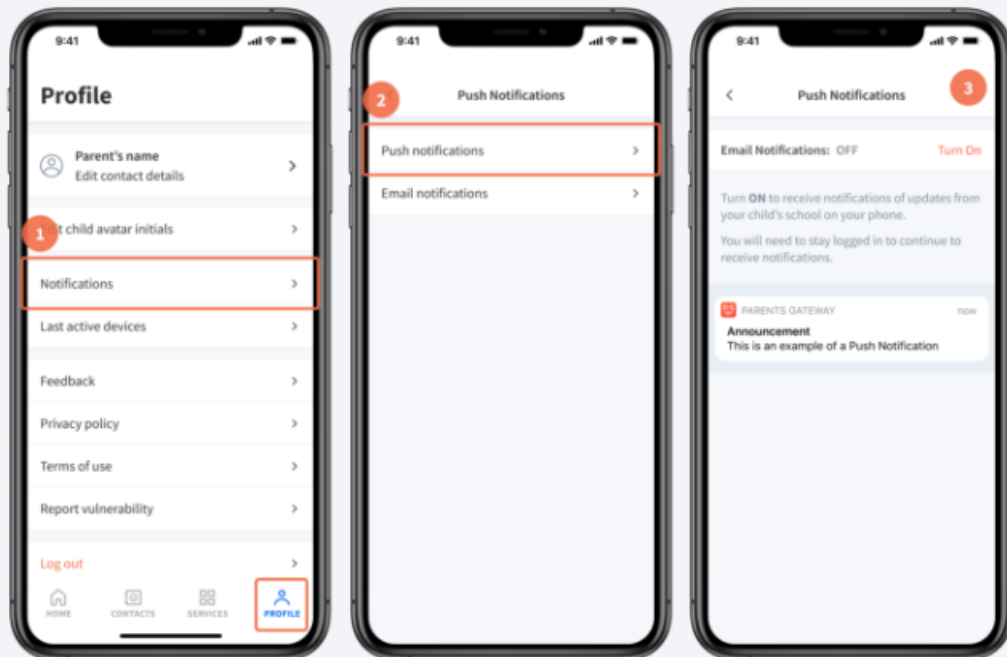
^ How do I download the Parents Gateway app?

1. Go to App Store (for iPhones) or Play Store (for Android phones)
2. Search for 'Parents Gateway'
3. Proceed to download and install the app

^ Why am I not receiving push notification from Parents Gateway?

The push notification feature on the phone needs to be enabled.

1. Go to 'Profile' > 'Notifications'
2. Tap on 'Push Notifications'
3. If 'Push Notifications' is 'OFF', tap 'Turn On' to enable it





THANK YOU!