

Welcome to PRIMARY 1

DAZHONG PRIMARY SCHOOL



VISION: *Self-Directed Learners, Serving Leaders, Concerned Citizens*

MISSION: *To nurture and empower achievers who Strive, Lead and Serve, anchored on values*



Our First Month of School






P1's First Month of School

Positive classroom culture

Our Morning Routine 

 Line your bag

 Homework folder

Handbook 

Water bottle 

 **A**re you ready?

 **G**reeting!

GOOD MORNING SONG
 SING TO THE TUNE OF "HAPPY BIRTHDAY"

Good morning to you
 and how do you do?
 I am happy to see you.
 Good morning to you!



Our Afternoon Routine 

Pack your school bag 

Udate handbook 

Water bottle 

Hurray! 



P1's First Month of School



Dazhong Walk



★ Peer Support in class

- We are **DAZHONG** family!
- We help one another when we see our friends who need help.
- Class Buddy** - We look out for our buddy.





P1's Class Goals and Rules/Routines

Rule #1

Follow directions quickly



Eyes
Looking

Brain
Learning

Mouth
Quiet

Ears
Listening

Hands
Quiet

Body
Still



Rule #2

Raise your hand for permission to speak



Rule #3

Make smart choices

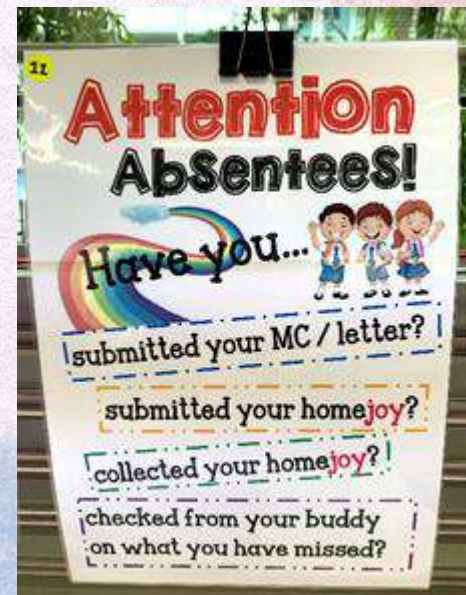


Rule #4

Be kind and respectful to everyone



P1's Class Goals and Rules/Routines



P1's Class Goals and Rules/Routines



P1's Class Goals and Rules/Routines




P1's Class Goals and Rules/Routines



P1's Class Goals and Rules/Routines



P1's Class Goals and Rules/Routines



P1's Class Goals and Rules/Routines



Bags

P1's Class Goals and Rules/Routines

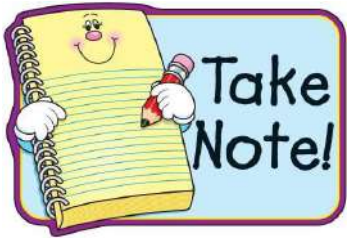


Where are we?

P1's Class Goals and Rules/Routines



Toilet Pass



Working Together to Help Your Child/Ward





DZPS Pupil Outcome Standards

Student Outcomes	Areas	Milestone Checks
Primary 1 and 2		
Self-directed Learner	Ownership of learning 'I own my learning.'	I work towards my learning goals.
	Management and monitoring of own learning 'I manage and monitor my learning.'	<input type="checkbox"/> I check my work and submit it on time. <input type="checkbox"/> I persevere when working on challenging tasks. <input type="checkbox"/> I share my ideas with my teachers and classmates.
	Extension of own learning 'I extend my learning.'	I am curious about what I learn. I ask questions to clarify my understanding.
Serving Leader	Model The way & Inspire A Shared Vision	I am honest and speak the truth.
	Challenge The Process	I find ways to solve problems.
	Enable Others To Act	I listen to others and treat them with respect.
	Encourage The Heart	I care for others and help my family and friends.
Concerned Citizen	Civic Consciousness	I show care for others from different communities.
	Active Contributor	I am aware of the environmental challenges in our school and community.



Let's Work Together!

Guide your child to read and check his/her timetable daily.


DAZHONG PRIMARY SCHOOL
CLASS TIME-TABLE 2024 (TERM 1)


FORM TEACHER 1: **Mdm Aidah** FORM TEACHER 2: **Mdm Zhong** CLASS: **Primary 1/P**

1/P	1	2	3	4	5	6	7	8	9	10	11	12
	0740 0810	0810 0840	0840 0910	0910 0940	0940 1010	1010 1040	1040 1110	1110 1140	1140 1210	1210 1240	1240 1310	1310 1340
MON	EL	EL	EL	R	MT	MT	SS (Ms Aliqah)	PAL	PAL	EL (LSP)	MA	MA
TUE	PAL	MU	MU	R	MT	MT	EL	EL (LSP)	MA	MA	PE (Mr Wee)	PE (Mr Wee)
WED	MT	MT	MT	R	MA	PE (Mr Wee)	PE (Mr Wee)	EL (LSP)	EL	EL	EL	
THU	EL	AEP	AEP	R	EL (LSP)	MA	MA	CCE	MT	MT	FTGP/Assembly	
FRI	EL	EL	MT	R	MT	ART (Mdm Muneera)	ART (Mdm Muneera)	EL (LSP)	MA	MA	MT	CCE

MU	EL	A	MA	FTGP	ART	PAL	SS	MT	PE	AEP	CCE
Music	English	Assembly	Math	Form Teacher Guidance Period	Art and Crafts	Programme for Active Learning	Social Studies	Mother Tongue	Physical Education	Art Elective Programme	Character & Citizenship Education

Updated on 4 Jan 2024

Please take note that your child is required to be in PE attire on Monday, Tuesday and Wednesday only for PE and PAL lessons.

Your child will be...

- self-directed
- responsible
- confident

Routines help to build your child's confidence, strengthen his/her brain connections and lead to better emotional well-being.



Let's Work Together!

Teach your child how to pack his/her bag.



Packing my Schoolbag

I need these items inside my schoolbag

Tick ✓

	<input type="checkbox"/>	<input type="checkbox"/>	
Pencil Case			Water bottle
	<input type="checkbox"/>	<input type="checkbox"/>	
Reading Book			Glasses
	<input type="checkbox"/>	<input type="checkbox"/>	
Snack			Homework folder
	<input type="checkbox"/>	<input type="checkbox"/>	
Lunch box			Communication book
	<input type="checkbox"/>	<input type="checkbox"/>	
P.E. kit			Money

All done

Refer to the **timetable** when packing.

DAZHONG PRIMARY SCHOOL
CLASS TIME-TABLE 2024 (TERM 1)

FORM TEACHER 1: *Mdm Aidah* FORM TEACHER 2: *Mdm Zhong* CLASS: *Primary 1/EP*

SP	1	2	3	4	5	6	7	8	9	10	11	12
	0720-0810	0810-0840	0840-0910	0910-0940	0940-1010	1010-1040	1040-1110	1110-1140	1140-1210	1240-1300	1300-1330	1330-1340
MON	EL	EL	EL	R	MT	MT	SS (Mr. Aqash)	PAL	PAL	EL (LSP)	MA	MA
TUE	PAL	MU	MU	R	MT	MT	EL	EL (LSP)	MA	MA	PE (Mr. Wee)	PE (Mr. Wee)
WED	MT	MT	MT	R	MA	PE (Mr. Wee)	PE (Mr. Wee)	EL (LSP)	EL	EL	EL	
THU	EL	AEP	AEP	R	EL (LSP)	MA	MA	CCCE	MT	MT	FTGP/Assembly	
FRI	EL	EL	MT	R	MT	ART (Mdm. Wenzhen)	ART (Mdm. Wenzhen)	EL (LSP)	MA	MA	MT	CCCE

Updated on 4 Jan 2024

Please take note that your child is required to be in PE attire on Monday, Tuesday and Wednesday only for PE and PAL lessons.

Consistency is KEY.

Let's Work Together!

Things to bring daily:

- 1) Homework folder (for worksheets, letters etc)
- 2) Pencil case – sharpened pencils, eraser, ruler, sharpener, colour pencils
- 3) Mini whiteboard with duster and marker
- 4) Student Handbook
- 5) Storybook (Mon – Wed: English, Thu – Fri: Mother Tongue)
- 6) Textbook / Activity Book (according to timetable)

Let's Work Together!

Strengthen your child's **penmanship** skills.

Number Formation Rhymes

Free Printable at TeachingMama.org

0 Around and around, And around we go... When we get home we have a zero.	1 Number 1 is like a stick. A straight line that is very quick.	2 Around and back on the railroad track. Two, two, Two, two!
3 Around a tree, Around a tree, That's the way to make a three!	4 Down and over, Down once more, That's the way to make a four!	5 Straight line down, Then around, Hat on top, And five's a clown!
6 Make a curve, Then make a loop, There are no tricks to make a six!	7 Across the sky, And down from heaven, That's the way to make a seven!	8 Make an S, And do not wait, Go back up, And that's an eight!
9 A loop and a line, That makes a nine!	10 Straight line down, Then around with a grin, That's the way to make a ten!	

THE ALPHABET

Aa Bb Cc Dd Ee
Ff Gg Hh Ii Jj
Kk Ll Mm Nn Oo
Pp Qq Rr Ss Tt
Uu Vv Ww Xx
Yy Zz



Pencil grip

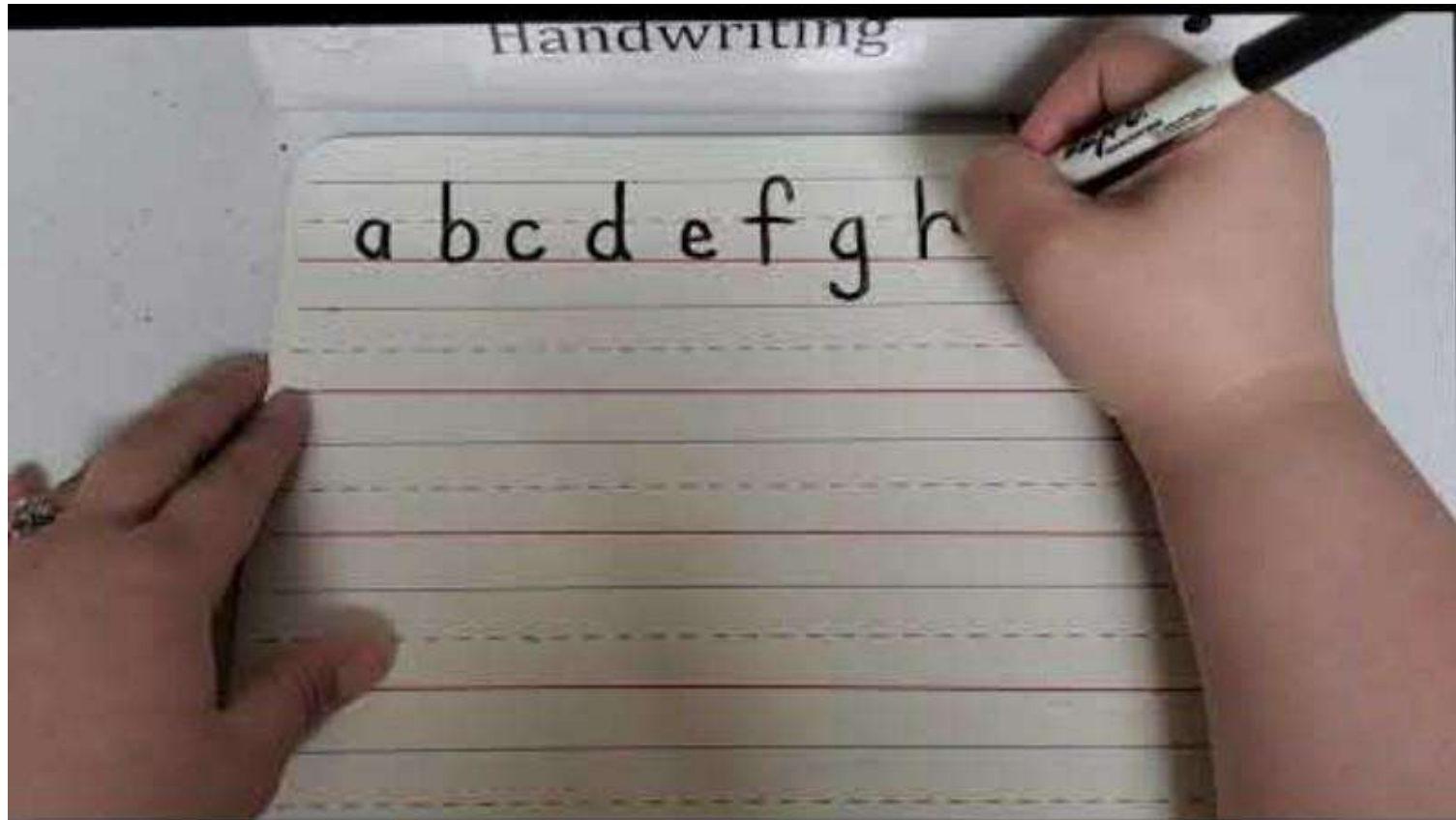


Letter Formation:
Top-down rule

Let's Work Together!

Correct your child if he/she writes from bottom-up direction.

Strengthen your child's **penmanship** skills.



<https://tinyurl.com/P1-handwriting>

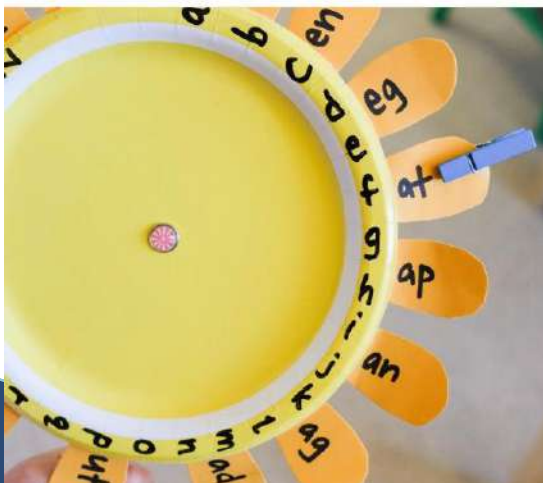
Let's Work Together!

Build your child's literacy skills - English



Puzzles

happytotshelf



Letter sounds



Writing corner



Sight Words



Reading to / together





Letters recognition

Let's Work Together!

Read! Read! Read!

Books are windows to the world.





Sight Words


All 220 Dolch words by grade in frequency order

Pre-Primer		Primer		First Grade		Second Grade		Third Grade	
the	one	he	now	of	take	would	write	if	full
to	my	was	no	his	every	very	always	long	done
and	me	that	came	had	old	your	made	about	light
a	big	she	ride	him	by	its	gave	got	pick
I	come	on	into	her	after	around	us	six	hurt
you	blue	they	good	some	think	don't	buy	never	cut
it	red	but	want	as	let	right	those	seven	kind
in	where	at	too	then	going	green	use	eight	fall
said	jump	with	pretty	could	walk	their	fast	today	carry
for	away	all	four	when	again	call	pull	myself	small
up	here	there	saw	were	may	sleep	both	much	own
look	help	out	well	them	stop	five	sit	keep	show
is	make	be	ran	ask	fly	wash	which	try	hot
go	yellow	have	brown	an	round	or	read	start	far
we	two	am	eat	over	give	before	why	ten	draw
little	play	do	who	just	once	been	found	bring	clean
down	run	did	new	from	open	off	because	drink	grow
can	find	what	must	any	has	cold	best	only	together
see	three	so	black	how	live	tell	upon	better	shall
not	funny	get	white	know	thank	work	these	hold	laugh
		like	soon	put		first	sing	warm	
		this	our			does	wish		
		will	ate			goes	many		
		yes	say						
		went	under						
		are	please						



Let's Work Together!

Build your child's numeracy skills (P1 and P2 Math)



Reading Stories
with Numbers



Factual Fluency



Supermarket Shopping



Playing Counting &
Sorting Activities



Counting and
Matching Activities

Shapes Recognition
Activities



Let's Work Together!

**WELCOME TO OUR
EPIC!
CLUB**

To encourage our students' reading journey at home, please note the paid EPIC! accounts allocated for the respective classes below.

1I/1R/1E/1A: dzps_a@dzps.edu.sg
 1P/1G/1D: dzps_b@dzps.edu.sg
 2I: dzps_2i@dzps.edu.sg
 2R: dzps_2r@dzps.edu.sg
 2E: dzps_2e@dzps.edu.sg
 2A: dzps_2a@dzps.edu.sg
 2P: dzps_2p@dzps.edu.sg
 2G: dzps_2g@dzps.edu.sg
 2D: dzps_2d@dzps.edu.sg

**WELCOME TO OUR
EPIC!
CLUB**

3I: dzps_3i@dzps.edu.sg
 3R: dzps_3r@dzps.edu.sg
 3E: dzps_3e@dzps.edu.sg
 3A: dzps_c@dzps.edu.sg
 3P: dzps_d@dzps.edu.sg
 4I/4R/4E: dzps_e@dzps.edu.sg
 4A/4P: dzps_f@dzps.edu.sg
 5I/5R/5E: dzps_g@dzps.edu.sg
 5A/5P/5F: dzps_h@dzps.edu.sg
 6G: dzps_f@dzps.edu.sg
 6I/6R: dzps_h@dzps.edu.sg
 6E/6A/6P: dzps_i@dzps.edu.sg

Password: dzps2024

Let's Work Together!

Mother Tongue

- We are subscribing to **Ezhishi** – a CL online learning system, for all CL students. You can encourage your child/ ward to access these resources regularly to do assignments, practice and e-reading.
- Encourage your child to **converse with you in MTL**, so as to build confidence and competencies in speaking the language.
- Students are encouraged to **read aloud the textbook passages at home**. With that, you can check on their understanding and progress.



Ministry of Education
SINGAPORE

Parent Kit

Cyber Wellness for Your Child



Did you know?

MOE recently announced that:

Digital literacy will feature more strongly across the curriculum.



More time will be spent discussing Cyber Wellness during Character and Citizenship Education lessons.

Students will learn skills to navigate the online space confidently, and use technology healthily.

Cyber
Wellness
in
Dazhong



Cyber Wellness in Dazhong

As the school plays a bigger part in **Digital Learning**, how can you promote **Cyber Wellness** for your child at home too?

Tip 1: Guide your child on balancing online and offline activities (**Creating a home timetable for HBL Days**)

Tip 2: Teach your child to stay safe online (**Reminders not to share personal information/ talk to strangers**)

Tip 3: Guide your child to behave responsibly online

(**Use T.H.I.N.K. when posting/ reading online information**)




SCAN ME

Scan the QR Code to get more CW Tips!



Let's Work Together!

Strengthening Positive Academic Behaviour



- **Routines:** Checking homework, packing school bag, bringing necessary items

- **Cutting down** on the use of electronic devices and instil **good sleeping habits**
 - Sleep by 9 pm every night.



Healthy Sleep Habits for Babies



iCliniq
The Virtual Hospital



Infants (4 to 12 months)
12 to 16 hours



Toddlers (1 to 2 years)
11 to 14 hours



Children (3 to 12 years)
9 to 12 hours



Teens (13 to 18 years)
8 to 10 hours

6 Signs of Too Much Screen Time

- Difficulty sleeping at night
- Daytime exhaustion
- Slow digestion
- Lack of mental clarity
- Burning eyes
- Compulsive scrolling



roundglass

SCREEN TIME: Recommended limits for kids

UNDER 2 YEARS OLD

Zero screen time, except for video chatting with family or friends

2-5 YEARS OLD

No more than one hour per day co-viewing with a parent or sibling

5-17 YEARS OLD

Generally no more than two hours per day, except for homework



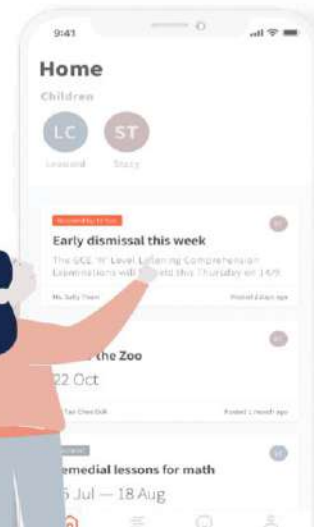

OSF HEALTHCARE



Let's Work Together!

Stay Connected; Be Involved!

- Check **Student Handbook** regularly. Students are taught to record their homework in their handbook daily.
- Read **Termly Letters** from the Principal via PG
- Check **School Calendar** via PG or updates on school programmes
- Download **Parents Gateway** and turn on notifications





Let's Work Together: Communication

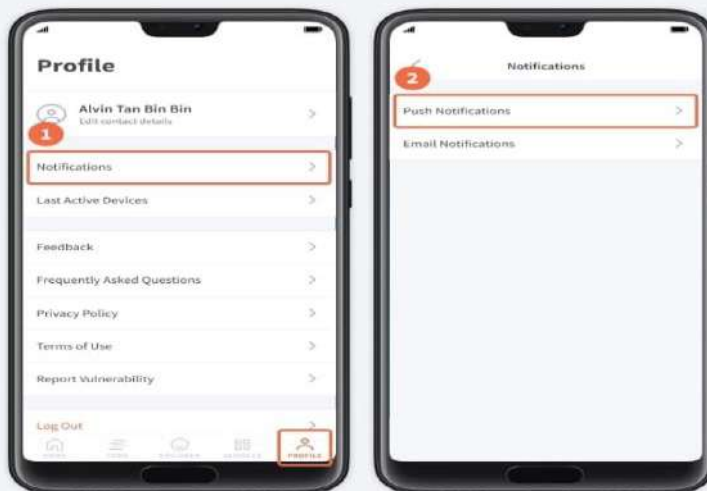
➤ Download Parents Gateway App

Allow notifications (parents must remain logged in)

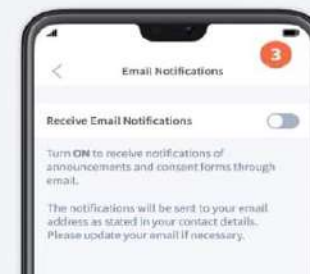
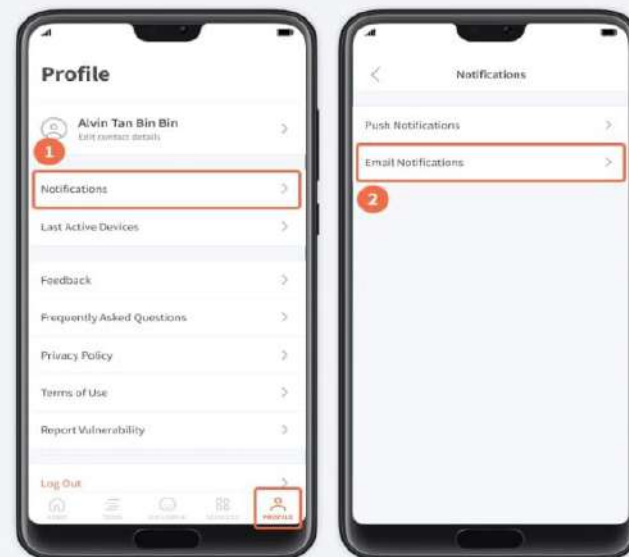


The push notification feature on the phone needs to be enabled.

1. Go to 'Profile' > 'Notifications'
2. Tap on 'Push Notifications'
3. If 'Push Notifications' is 'OFF', tap 'Turn On' to enable it



1. Go to 'Profile' > 'Notifications'
2. Tap on 'Email Notifications'
3. If 'Email Notifications' is turned OFF, tap on the toggle to turn it ON



Let's Work Together!

Communication Channels

- Leave a note in your child's Student's Handbook
- Through **ClassDojo**
- Through email:
 - Refer to the school website for the teachers' email
- For urgent matters, contact Dazhong Primary School General Office (6565 8002).

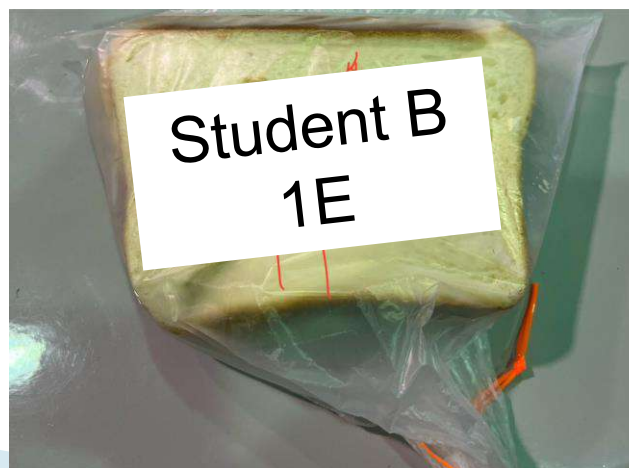


Self-Leadership: Important Reminders



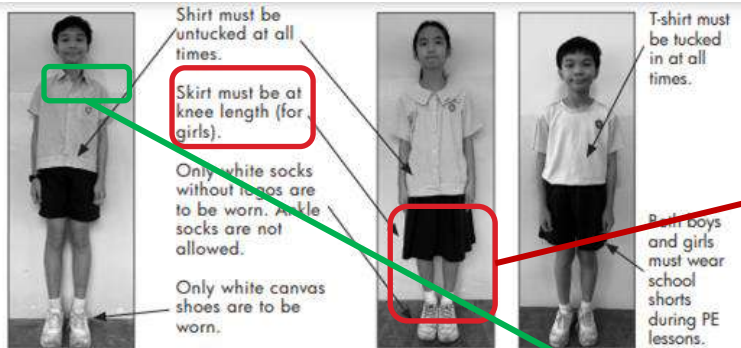
Self-Leadership: **Belongings**

Label all your child's belongings including food container and shoes





Self-Leadership: School Attire



Shirt must be untucked at all times.

Skirt must be at knee length (for girls).

Only white socks without logos are to be worn. Ankle socks are not allowed.

Only white canvas shoes are to be worn.

T-shirt must be tucked in at all times.

Both boys and girls must wear school shorts during PE lessons.



Name tags to be sewn within shirt pocket above the school badge.

- All students are to wear the prescribed school uniform. **Any modification to the school uniform is not allowed.**
- All P4 to P6 girls will report to school in half-uniform (skirt and PE T-shirts) and boys in full PE attire only on days when they have PE lessons or CCA. Full PE attire is only allowed during PE lessons and CCA sessions. The girls are expected to change back into half-uniform before leaving school at the end of a school day.

Proper Hairstyles

Hair must be in its natural colour. No colouring or highlighting is allowed.



- Boys' hair should not touch the eyebrow, top of the ear or the collar of the shirt.
- No fanciful hairstyle is allowed.
- Boys are not allowed to keep facial hair and students with facial hair will be required to be clean-shaven.
- No moustache, beard or sideburns is allowed.



- Girls' hair should be clean and neatly kept from the face.
- Girls' fringe should not touch the eyebrows.
- Only plain black/dark or blue hair bands/clips may be worn when necessary.
- Shoulder length (or longer) hair should be tied up neatly.

Girls:

- skirts must be **knee-length** (for safety)
- send for alteration

Boys:

- First button is not required to be buttoned up

Name tags:

- All students need to have **name tags** sewn within the shirt pocket (**including PE T-shirt**) above the school badge.





Self-Leadership: School Attire

Responsible Ownership

- Ensure all personal belongings (such as school bag, uniform, water bottle, books, pencil cases and other personal effects) have names and classes written or pasted on them. In this way, misplaced items can be easily traced to the rightful owners.
- Students should not bring unsuitable reading materials, toys and/or mobile phones and prohibited electronic or digital devices that tempt theft.
- Students should not bring any items that will disrupt the learning process (eg: electronic devices such as smart watches, handheld electronic games, toys of any kind, card games of any kind).
- All students are not allowed to have in their possession any weapon. They are also not allowed to bring any weapon-like item which can be used or intended to be used to cause harm to others.

Accessories

- Spectacle frames should not be colourful/fanciful. Recommended colours for frames are black, brown or blue.

- Boys are not allowed to pierce ear holes or wear earrings/studs.
- Girls are allowed to wear only studs or small earrings. Only one stud/earring is allowed on each ear. Dangling/fanciful earrings are not allowed.
- Fanciful/expensive watches are not allowed.
- No other ornaments or any form of jewellery is to be worn.

- Students should treat the school's property with care. They will pay for any damage or loss of school property due to recklessness or negligence.
- Students must exercise **self-leadership** and uphold the good name of the school at all times.





Self-Leadership: Smart Watch

Use of Mobile Phone in School

- We are aware that a few students may have valid reasons to bring mobile phones to school. However, in the interest of safety and security, we strongly discourage your child/ward to bring mobile phones to school. Besides, the mobile phones may be a distraction during lessons. Mobile phones must be switched off while the child is in school.

Use of Mobile Phone in School

- We are aware that a few students may have valid reasons to bring mobile phones to school. However, in the interest of safety and security, we strongly discourage your child/ward to bring mobile phones to school. Besides, the mobile phones may be a distraction during lessons. Mobile phones must be switched off while the child is in school.
- If you need to contact your child/ward urgently during school hours, you may call the school. You are required to submit a request form for your child to bring a mobile phone to school. Please take the form from the general office and submit it accordingly, failing which your child's phone will be kept by the school till you pick it up personally.

Use of Smart Watch


For security and safety reasons, the school also discourages the use of Smart Watch in school. Please ensure your child/ward wears a normal watch to school.





Self-Leadership: MT lessons

1. Bring Mother Tongue bag every day (only selected students whose MT lessons are held in other classrooms).
1. Students will bring their MT books, water bottle, writing materials, homework file, mini whiteboard set and handbook to their MT classes using the MT drawstring bag or own reusable bag.
2. Students will then unpack and leave their MT reusable bag under their table for use the next day





Self-Leadership: Attendance

- Be in school for morning assembly by 7.30 a.m.
(*encourage to reach at 7.15am for silent-reading*)
- **Attendance**
 - All students **must attend school during term time.** (Refrain from taking leave to travel abroad during school term as child will miss out on learning.)
 - **Principal's approval must be sought** for application of Leave of Absence. Parents are to inform the Form Teachers and submit an application through the General Office.

Please refer to **page 17-23** of the Student Handbook for the School Rules.



Self-Leadership: Attendance

- Attendance

- Absence due to medical reasons during assessments must be supported with MC.
- Marks will not be given to absentees without MCs for all class assessments. Letters from parents/guardians will not be accepted.
- **Only 5 parent letters** for absences are allowed per semester.



Self-Leadership: Attendance

- Attendance

- Please update the FTs in advance (if possible) and provide the **MC/letter** when your child is back in school.
- If your child is taking the school bus or in Student Care (SCC), please inform the bus company or SCC provider if your child is absent.

Self-Leadership: Health

● Snack Time

- 12 p.m. - 12.10 p.m. (only dry food) (except Wednesday)
- **no** sweets, chocolates or sweet drinks are allowed in the classroom
- pack snack that your child can eat within **10 minutes**





Self-Leadership: Dismissal Timings

School Hours 2024

	P1 & P2	P3 TO P6	
Monday	7.30 a.m. to 1.40 p.m.		
Tuesday	7.30 a.m. to 1.40 p.m.	7.30 a.m. to 3.40 p.m.* (CCA: 7.40 a.m. to 9.40 a.m.) *Includes 30-minute Lunch Break	
Wednesday	7.30 a.m. to 1.10 p.m.		
Thursday	7.30 a.m. to 1.40 p.m.		
Friday	7.30 a.m. to 1.40 p.m.		
	P1 & P4*	P2 & P5	P3 & P6
Recess	9.10 a.m. to 9.40 a.m.	9.40 a.m. to 10.10 a.m.	10.10 a.m. to 10.40 a.m.

*Primary 4 students will have recess from 10.40 a.m. to 11.10 a.m. on Tuesdays.

P1-P2
Vehicular Big Gate

P3-P6
Front Pedestrian Side Gate

Level's Key Programmes (Overview)

➤ P1 - P2

- Book Character Day
- Learning Journey (Jacob Ballas & Theatre)
- T1-T2: Speech & Drama (PAL)
- T2-T3: Outdoor Education (PAL)
- T3-T4: Visual Arts (PAL)
- T1-T4: Violin Ensemble (AEP)



Let's look forward to working together to
bring out the best in your child





Feedback

We would appreciate it if you could take some time to complete the feedback form.



<https://go.gov.sg/pes2024feedback>

<https://go.gov.sg/pes2024feedback>



Scan the QR code to
sign up or find out
more about Triple
P/Signposts:



Small changes,
big differences.



Indicate your interest by filling in the form
(scan the QR code or access <https://go.fycs.org/PSS>)

For further queries, email **Jonathan Ang** at
jonathanang@fycs.org or WhatsApp/SMS to **9644 6856**.